


NAUSIFLOW 100 MAXI System



300 kg
 WARRANTY 3 YEARS
 CE
 4 Decubitus Level

NAUSIFLOW 100 MAXI Pump


It manages bariatric patients up to 300 kg, operates in alternating/static modes, is designed for the care of stage 4 pressure ulcers and is used for prevention on very high-risk levels.

Its high-speed pump can manage a wide range of air mattress (up to 20 cm air height/140 cm in width) and it features a static operating mode to ensure treatment in palliative care.

NAUSIFLOW 834-120 Air Mattress


It is adapted to the single sleeping width of 120 cm (20 x 120 x 200 cm - 20 cm full air height) for bariatric patients up to 300 kg.

It is equipped with 8-shaped cells which enable patient immersion by reducing contact pressure.



KEY FEATURES

- 01 Management of air mattresses height: 13 or 20 cm
- 02 Bariatric program for patients above 150 kg
- 03 4 different programs available (flexible, standard, firm, sitting position for more than 2 hours)
- 04 Palliative care mode: activates the static mode



Independent cells in polyurethane on nylon frame



Transport mode



CPR

| REFERENCES | |
|-----------------------------------|--------------------|
| NAUSIFLOW 100 MAXI Pump | NA100MAXI-COMP-PM |
| NAUSIFLOW 834-120-20 Mattress | NA834-MAT120-PM |
| NAUSIFLOW 100 MAXI System 834-120 | NA100MAXI834120SYS |