

-  160 kg
-  31 kg
-  580/1590 mm
-  113 mm
-  610/840 mm






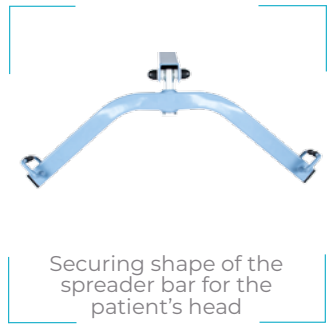
BLUE FLYER COMPACT

mechanical opening legs

It has been specially designed for home care use where the lifting space is limited with its 160 kg weight capacity, its compact base and its reduced dimensions, in addition to the mechanical opening legs (up to 84 cm) which allow an ease of access to large widths wheelchairs.

WATCH

the BLUE FLYER range product video on our YOUTUBE channel



OPTION



Lithium Battery

REFERENCES
 with standard battery: FLYERBLUE-CP-PF
 with lithium battery: FLYERBLUE-CP-LI-PF