



STANDARD SLING




WALKING AID SLING



Jersey



Jersey



The Standard Sling is conceived to be used with the EASYLEV range (pages 19-24).

Placed under the armpits, its full padding under the arms distributes traction on the patient thus avoiding painful pressure and supports the chest area.

REFERENCES	Jersey S	SAPVR-PF-S
	Jersey M	SAPVR-PF-M
	Jersey L	SAPVR-PF-L
	Jersey XL	SAPVR-PF-XL

The Walking Aid Sling shall be used with all devices which are equipped with a removable platform.

It is used as a walking aid in order to improve patient's mobility and independence.

REFERENCES	Jersey S	SWYDE2-PF-S
	Jersey M	SWYDE2-PF-M
	Jersey L	SWYDE2-PF-L
	Jersey XL	SWYDE2-PF-XL